GM217 Little Fishy Soap Dish

Learn how to make a little fishy fused glass soap dish!

Materials:
Creative Paradise, Inc FUS GM217 Mold. 96 COE
Glass: 5.75" x 3.5" of clear 3mm sheet glass.
Assortment of 96 COE Fine Frit.
Optional: Ear Wax Vacuum (to pick up stray frit).
Pipette to help place frit into small areas.

Spray your mold with a suitable glass separator. We reccomend ZYP.



Use a pipette to place some F2 Teal Green Trans onto the top of the fishes body.



Underneath the Teal, place some F2 Turns Pink Trans.

Fill the empty parts of the fish with F2 Pale Amber Trans.

Sprinkle some F2 Black frit here and there on the fish bodies.



Cut a 5.75" x 3.5" rectangle out of 3m clear fuse-able sheet glass and place it on the mold in your kiln. Fire using the schedule found in table 1.

Table 1*

Segment	Rate	Temp	Hold
1	275	1150	20
2	50	1300	20
3	450	1415	10
4	9999	950	90

*Click here to read important firing notes before using our suggested schedule.

www.creativeparadiseglass.com

Creative Paradise Inc